

HAPPY SWEATER WEATHER!

Enjoy this Fall toolkit for a memorable, cozy season filled with activities, tips, and tricks!



DREAM DINNERS.
THE ORIGINAL MEAL KIT COMPANY™

LOVE FALL MOST OF ALL

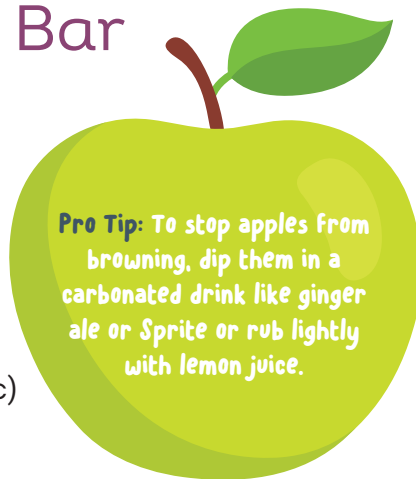


Caramel Apple Bar

Cut apples into wedges and skewer onto a wooden stick, then dip, dunk, and roll!

Skewer: Sweet or Tart?

-  Pink Ladies (tangy & sweet)
-  Honeycrisp (sweet & tart)
-  Granny Smith (tart & acidic)
-  Gala (sweet & mild)
-  Fuji (sweet & juicy)



Pro Tip: To stop apples from browning, dip them in a carbonated drink like ginger ale or Sprite or rub lightly with lemon juice.

Dip: Dunk to Your Delight!

Caramel Sauce *

Chocolate Sauce

White Chocolate Sauce

Roll: Try More Than One!

Crushed Graham Crackers

Mini Chocolate Chips

Coconut Shavings

Granola Buttered Popcorn

Chopped Nuts

Mini Marshmallows

Sprinkles!

***Pro Tip:** Sprinkle with sea salt for salted caramel!



Snow White Apple

Dip a red apple into white chocolate and roll in coconut shavings.



Mom's Apple Pie

Dip in caramel sauce and roll in graham crackers and crushed nuts.



S'more Apples Please!

Dip in chocolate sauce and roll in graham cracker crumbs and mini marshmallows—with help from a parent, toast marshmallows with a crème brûlée torch.

Conversation Starters: Halloween Edition!

Would you rather...

Be a witch's black cat or a vampire's pet bat?



Fly on a witch's broom or drink a witch's brew?

Have a zombie for a sleepover or sleep in a haunted house alone?



Read a spooky book in the dark or see a scary movie in the daytime?

Dress up as part of a group costume or dress solo to stand out?

Trick-or-treat with a skeleton or hold hands with a mummy?

Touch a bat or touch a toad?

Bob for apples or carve a pumpkin?

Wear a mask or wear a wig for your costume?



TRICK-OR-TREAT



Halloween Mummy Races

Great photo opportunity as each team takes turns wrapping their partner up like a mummy!

The supplies are simple:

One roll of single-ply toilet paper per team.

Partner into teams of two.

One person takes a roll of toilet paper and wraps their partner from head to toe when you say go. The first one to run out of toilet paper wins!

Then switch roles for a second round. You can give extra points for neatness!



Mini Pumpkin Target Toss

Best played outside because it can be messy!

What you need:

Shower caps, one cap for each team

Foaming shaving cream can, one can per team

Cheese balls

Divide the kiddos into teams of two. One person will wear a shower cap. Their partner needs to cover the cap with shaving cream. Partners spread apart evenly in a line. They have 60 seconds to toss their orange cheese balls, so they stick to the shaving cream on top of their partner's head. The winning team lands the most mini "pumpkin" cheese balls.

Set the Mood

Find a family-friendly Halloween playlist on Spotify or create a creepy playlist to stream on Halloween. Monster Mash, anyone?



Candy Corn Float!

3-4 Frozen pineapple cubes

Orange soda

Vanilla ice cream

Dollop of whipped cream

Candy corn

Using fresh or canned pineapple, freeze cubes on a cookie sheet the night before. In a tall glass, drop in 3-4 pineapple cubes to fill the bottom 1/3 of the glass, add 1/3 orange soda, and fill the last 1/3 with ice cream (like the colors and layers of candy corn). Top with a dollop of whipped cream, paper straw, and candy corn. Yummy!



HOCUS POCUS



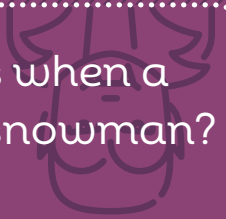
A Laugh with Lunch

Countdown the days before Halloween with spooky lunchbox notes!

What happens when a vampire bites a snowman?



Frostbite.



Knock, knock.

Who's there?

Phillip.

Phillip who?

Phillip, my bag with Halloween candy, please!

What key opens a haunted house?



A Spoo-key!

How do you fix a broken jack-o-lantern?



With a pumpkin patch!



What kind of music do mummies listen to?



Wrap music

What song do vampires hate?



You Are My Sunshine.

What Halloween candy is never on time for a party?

Choco-LATE

What is a ghost's favorite food?



Spook-etti!



AUTUMN LEAVES



Color Scavenger Hunt

Go outdoors and find an item in each of these fall colors. Tape or glue each colorful item into the box.

 ORANGE	 YELLOW	 BROWN
 GREEN	 RED	 PURPLE
 GREY	 BLACK	 BLUE

Teen Group Text Scavenger Hunt

A fun, modern twist on a traditional scavenger hunt! Put together a group text for teens, tweens, and even the adults in your family. Send an image of an item to see who can find it first and bring it back to the person who sent the text. You can play this over the course of a day or multiple texts during the week. Reward the winners with candy treats!



For the Birds!

Before the chill of winter settles in, make a teacup bird feeder for your fine feathered friends.

What you need:

- Teacup and saucer
- Twine
- Fix-all adhesive for bonding glass or ceramics
- Birdseed

How to make:

Glue the teacup to the saucer. Place the teacup on its side with the handle up and affix to the saucer. Let adhesive dry overnight. Place seeds into the mug, spilling onto the saucer. Tie the twine to the handle and hang the feeder from a tree.



SNUGGLE WEATHER



Create an Art Book

Take photos of your child's artwork and craft projects that they create throughout the year. Rather than keeping every piece, you can upload the images to an online photo book service, like Shutterfly, that can be designed and printed at the end of the year.



Word Search!

Look forward, backward, and at an angle!

N Y N H M O J J T S N D S P Z H
M U F C M S I U M A S K Z C K F
E M U T S O C R U Z Q T T I Y W
A E R A C S F K R N O O M M O E
V A M P I R E E F G I M M O L X
G K F K K I T E X C E U B P O N
Y R P Z A S N I K P M U P I O B
C E D P N T N H C E S A B T E S
Q B U O O N B D K A B B E K G V
H O M B A P S E H Q N L E Y U O
A T V A L H L E A F E D W Y H R
U C H E A L R N Q K T N Y Q C A
N O X G Q X M U S S V B E R T N
T L W Y I R E A O Q B U J W I G
E V O W K N Z H U Q E F Q W W E
D K V D B J G V C X M H S S P O

Pumpkins	Zombie	Haunted	Moon
Witch	Mask	Mummy	Night
Ghost	Monster	Vampire	Apple
Costume	Scare	Skeleton	Boo
Orange	October	Candy	Leaf

Ghostly Donuts


Place two chocolate chip eyes (or you could use black and white icing) on a powdered donut to create a plate full of spooky, sugary treats!



GOT CANDY?

A-Mazing!

Help Fox and Rabbit find their favorite candy.



How many words can you spell using the letters in:

HAPPY HALLOWEEN!